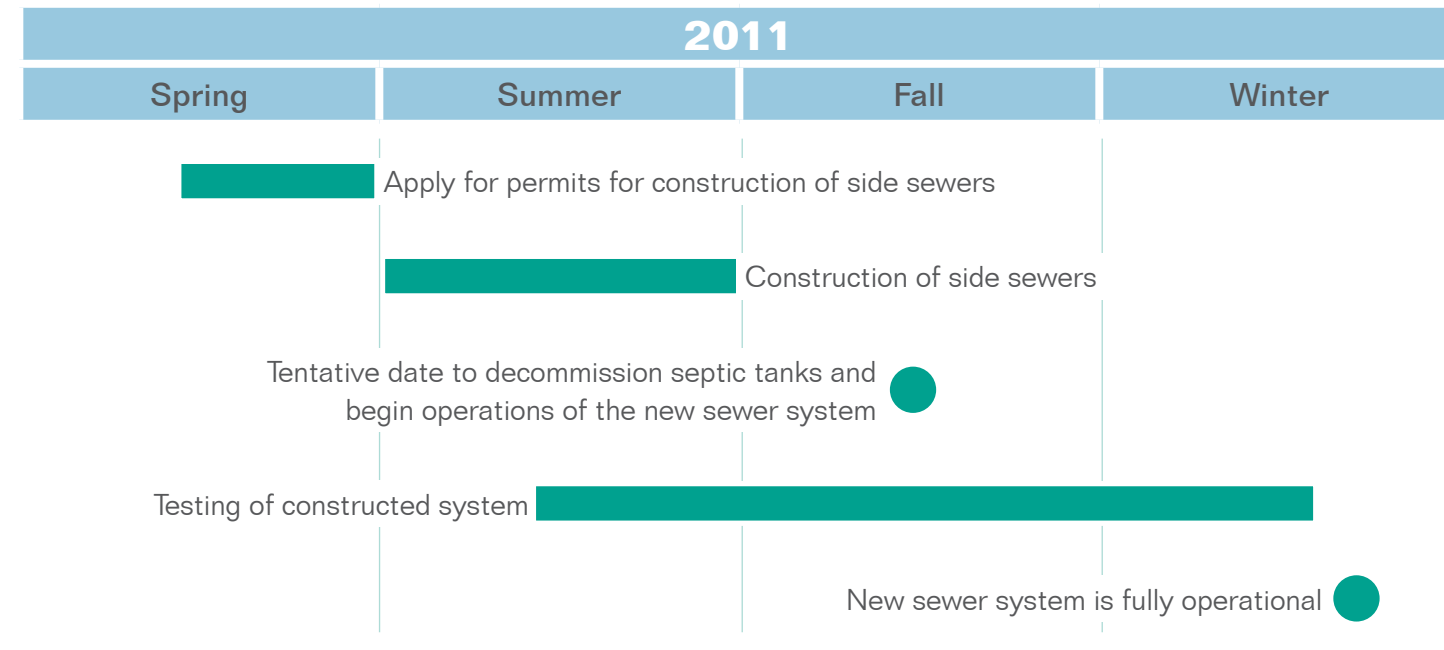


## Connection timeline



## Other materials available for your reference:

- Costs and Payment Options fact sheet: [www.masoncountywastewater.com/library.aspx](http://www.masoncountywastewater.com/library.aspx)
- Be Safe – Call Before You Dig flyer: [www.masoncountywastewater.com/library.aspx](http://www.masoncountywastewater.com/library.aspx)
- Qualified Contractors List: [www.masoncountywastewater.com/library.aspx](http://www.masoncountywastewater.com/library.aspx)

## Technical contractor information:

- Mason County recently hosted a meeting for contractors to share information about standards and requirements for building side sewers on the new system. You can find the materials from this meeting on our website at [www.masoncountywastewater.com/library.aspx](http://www.masoncountywastewater.com/library.aspx).

### Questions?

We are here to help you navigate this process. Please contact us by phone or e-mail if you have any questions or concerns, or visit our website for more information.

Website:  
[www.masoncountywastewater.com](http://www.masoncountywastewater.com)

Project hotline:  
360-801-2482

Email:  
[info@masoncountywastewater.com](mailto:info@masoncountywastewater.com)

Visit:  
Mason County Utilities and Waste Management offices for questions regarding permitting at 410 N 4th St, Shelton, WA 98584 or call 360-275-4467 ext. 566.



Belfair Wastewater and Water Reclamation Facilities Project

Spring 2011

## How do I get connected?

### A guide for property owners when connecting to the new Belfair sewer system

Construction is well underway on the new wastewater treatment and water reclamation facilities in Belfair. The next step to make the new sewer system operational is connecting individual properties to the sewer. Mason County is asking property owners to begin this process in spring/summer 2011. The following information will help you get started and navigate through this process.

#### Who needs to connect to the sewer system?

Property owners within 500 feet of the sewer alignment, and inside the Urban Growth Area (UGA), will be required to hook into the system as it becomes available (per Mason County Ordinance 91-07).

#### Where will my sewer connection be located?

All properties required to hook into the system will have a “stub” to build into. Each stub location is property-dependent. Please refer to the property map provided by the County to identify the location of your side sewer stub. Property owners will need to build side sewers from their building to their stub. If you have not already received a map showing the location of your side sewer stub, please call the project hotline at 360-801-2482.

#### What if my property is not located adjacent to the roadway?

The County has provided a stub for all properties, regardless of whether your property abuts the roadway or not. If your property is not located adjacent to a right-of-way (i.e. there is another property between you and the roadway where the sewer main is located), you will need an easement via a driveway or utility right-of-way to locate your side sewer. If you don't have an existing easement, you will need to coordinate with your nearby neighbors. If

you have property specific questions about your side sewer connection, call our project hotline at 360-801-2482.

#### How much will my side sewer cost and how will I pay?

Please refer to the *Costs and Payment Options* fact sheet provided by the County that includes detailed information about property owner costs and fees.



Example side sewer stub: Property owners will need to build a side sewer from their building to the stub in the street.



## Options for building your side sewer

### ■ Option #1: Hire a contractor.

If you are planning to hire a contractor to build your side sewer, please review the following steps.

- 1. Select a contractor:** Refer to the *Qualified Contractors List* (or select your own), and contact several contractors to get estimates for building your side sewer. Provide the contractor with the map and plans provided to you by the County.
- 2. Apply for a permit:** Contact Mason County Utilities and Waste Management to apply for a permit to build your side sewer ([www.co.mason.wa.us](http://www.co.mason.wa.us) or 360-275-4467 x566). Once you have paid the permit fees and have received confirmation from the County that you are approved to construct your side sewer, you can begin building your side sewer.
- 3. Build your side sewer:** Generally speaking, summer months are the best time to construct your side sewer due to the dry weather. Ideally property owners will construct their side sewers in summer/fall and have them ready to begin operations by the end of 2011 when the water reclamation facility (treatment plant) becomes operational.
- 4. Get inspected:** All side sewers will require an inspection by Mason County. The inspection requirements will be outlined in your side sewer permit. If you fail to pass an inspection, you may be charged additional fees for re-inspection.
- 5. Connect to the sewer and decommission your septic system:** Once the sewer system is operational, Mason County will ask you to switch from using your septic tank to using your new side sewer. At this time, your septic tank will need to be decommissioned. More information about the timeline and process for the switch will be available fall 2011. *You should not decommission your septic until notified by the County that the system is operational.*

### ■ Option #2: Participate in a County hook-up program.

If you are interested in participating in a County hook-up program, where the County would hire a contractor and construct your side sewer, please review the following steps. (Note: this option is only available to single ERU connections.)

- 1. Contact the County:** call 360-801-2482 or email [info@masoncountywastewater.com](mailto:info@masoncountywastewater.com) to indicate your interest. The County will send you more information once the program details are finalized.
  - a. Permits:** The County will apply for all applicable permits for your side sewer.
  - b. Build your side sewer:** The County will hire a contractor to construct your side sewer during the summer/fall 2011.
  - c. Get inspected:** An inspection of your system will still be required, but will be coordinated by the County.
  - d. Connect to the sewer and decommission your septic:** Once the sewer system is operational, Mason County will make the switch from your septic tank to the new side sewer. Do not decommission your septic tank; the County will do this for you.

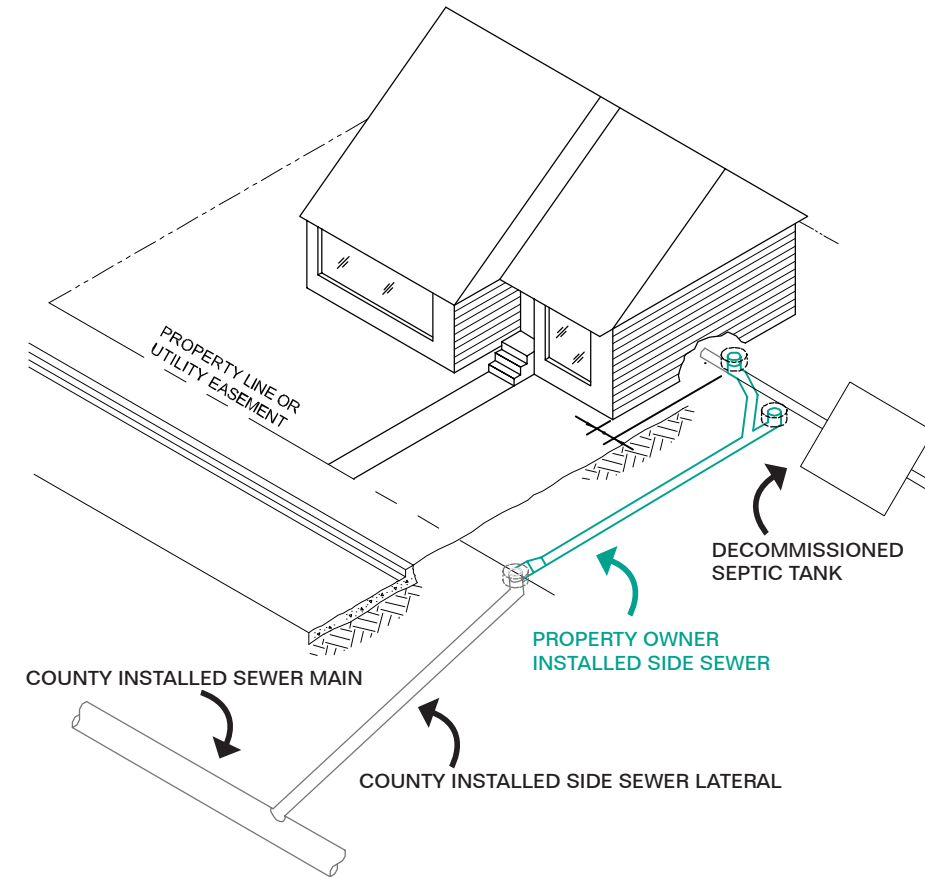
### ■ Option #3: Build your own side sewer (do it yourself).

If you are planning to build your own side sewer, steps 2-5 under Option #1 will apply. Always use best practices when doing construction on your property, and call before you dig. An inspection of your system will be required; you may be charged for a re-inspection if your system does not meet requirements.



## Construction requirements for side sewers

If you hire a contractor (Option #1) or build your own side sewer (Option #3), you will be responsible for building your side sewer to the standards outlined in the map and specifications sheet provided to you for your property. Some general standards for side sewers are outlined below.



### Gravity system requirements:

- 6 inch diameter side sewer laterals
- Pipe from the building to the stub should be PVC – SDR35
- Slope of the pipe from the building to the stub should be 2 percent (or 2 feet of vertical drop per 100 feet of horizontal distance)\*


### Low pressure system requirements:

- 1 ¼ inch diameter side sewer laterals
- Grinder pump will be provided by the County\*\*
- Pipe from building to the grinder pump should be PVC – SDR35
- Pipe from the grinder pump to the stub should be High Density Polyethylene (HDPE) – SDR11

### Grinder pumps

Properties located along the low pressure system will need to install a grinder pump to pump wastewater from your building to the main in the street. Mason County will provide a standard pump (E-one model #DH071) for properties along the low pressure system. The County will take responsibility for maintenance of these grinder pumps, and you will be asked to sign an operations and maintenance agreement. Some properties may require an upgrade to electrical utilities to operate the grinder pump. Mason County will issue property owners a \$200 allowance for property owners to provide a 220v/30amp circuit in the vicinity of the grinder pump.

Some properties located along the gravity system may also require a pump if the building is located at a lower grade than the sewer main in the street. If this applies to your property, you will be required to supply and maintain the pump. Mason County will not require a standard pump for these properties.



Example grinder pump

\*If a two percent slope cannot be achieved, a pump will be required. Pumps for properties on the gravity system will not be supplied or maintained by the County (see "Grinder pumps" above for more information).

\*\*Commercial properties may require a larger grinder pump; these pumps will not be supplied by the County.